



**Address:**  
2600 Wyckford Dr.  
Rocklin, CA 95765

# Local Control Funding Formula (LCFF) State Priorities Snapshot 2015–16 Reporting Granite Oaks Middle

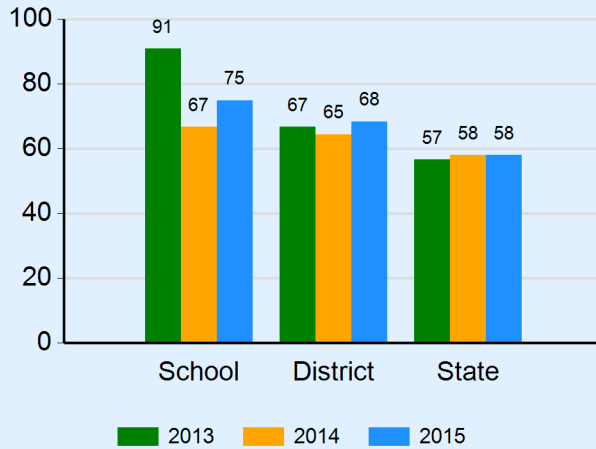
County-District-School Code: 31-75085-6116057  
District: Rocklin Unified  
Grades Offered: 7-8

## Student Achievement

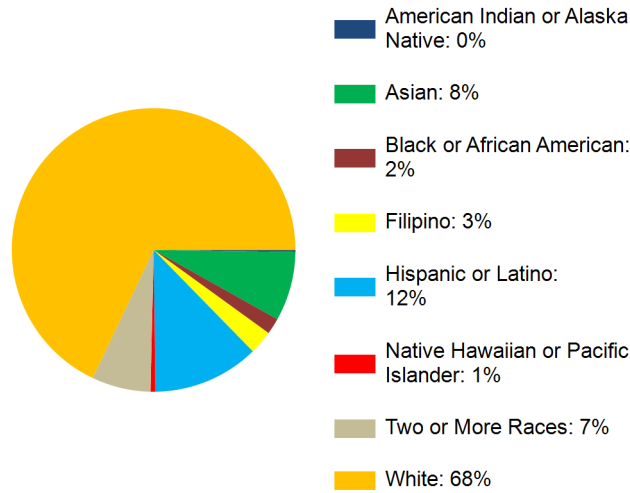
## Enrollment (928)

## School Climate

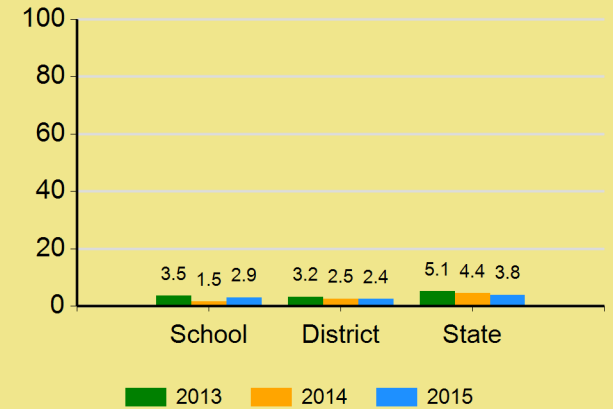
**Percent of English Learner Students Who Made Progress Toward English Proficiency**



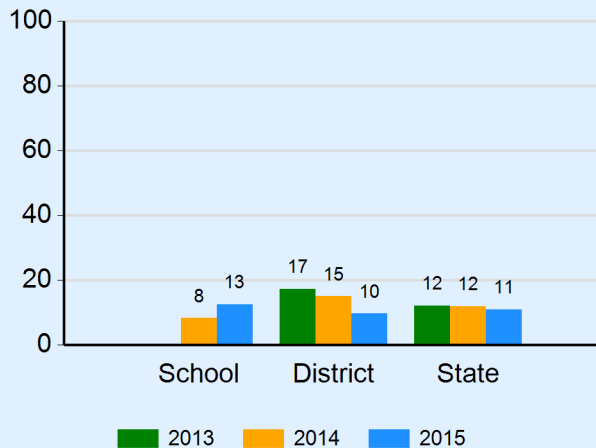
**2014-15 Enrollment by Race/Ethnicity**



**Percent of Students Suspended**



**Percent of English Learner Students Who Were Reclassified**



**2014-15 Enrollment by Program Eligibility**

English Learner (EL)	7 (1%)
Foster Youth (FY)	2 (0%)
Socioeconomically Disadvantaged (SED)	112 (12%)
Students With Disabilities (SWD)	87 (9%)

**Percent of Students Expelled**

Level	2013	2014	2015
School	0.00%	0.00%	0.00%
District	0.08%	0.01%	0.08%
State	0.13%	0.10%	0.09%

## Student Engagement

**Middle Grade Dropout Counts and Rate**

Level	2013	2014	2015
School	3 (0.7%)	1 (0.2%)	0 (0.0%)
District	3 (0.3%)	1 (0.1%)	0 (0.0%)
State	2,870 (0.6%)	1,185 (0.3%)	1,262 (0.3%)

Middle Grade dropout counts include all students in grade 8 and students in grade 9 for schools where the highest grade of enrollment is grade 9 (e.g., 7-9).

## Student Engagement: Student Groups

(Granite Oaks Middle)

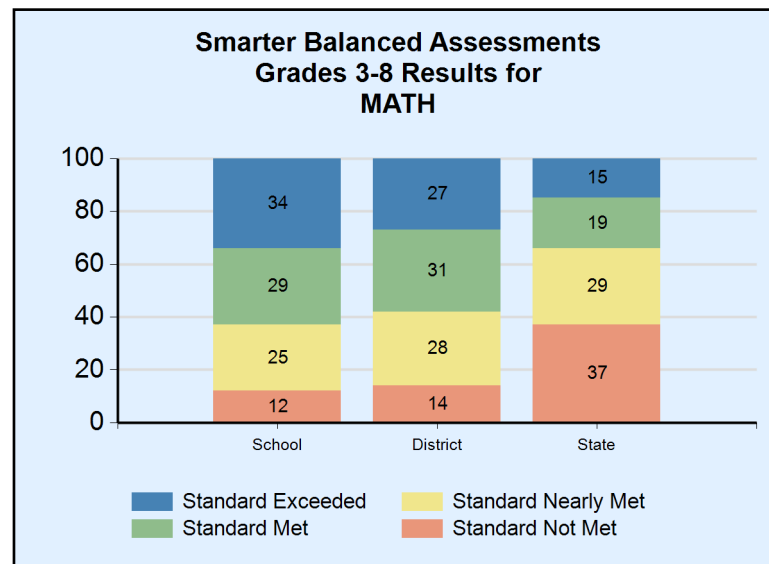
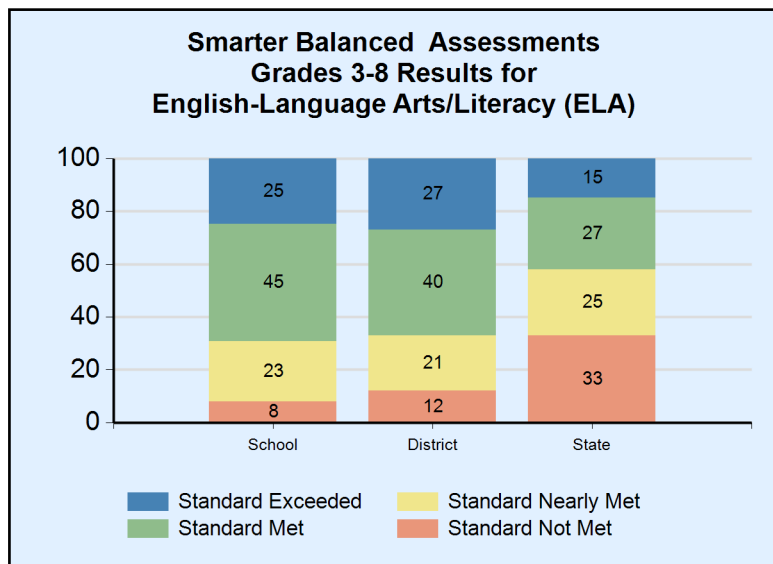
### Middle Grade Dropout Counts and Rate

Race/Ethnicity	2013	2014	2015
Black or African American	0 (0.0%)	0 (0.0%)	0 (0.0%)
American Indian or Alaska Native	0 (0.0%)	0 (0.0%)	0 (0.0%)
Asian	1 (3.8%)	0 (0.0%)	0 (0.0%)
Filipino	0 (0.0%)	0 (0.0%)	0 (0.0%)
Hispanic or Latino	1 (1.6%)	0 (0.0%)	0 (0.0%)
Native Hawaiian or Pacific Islander	0 (0.0%)	0 (0.0%)	0 (0.0%)
White	1 (0.3%)	1 (0.3%)	0 (0.0%)
Two or More Races	0 (0.0%)	0 (0.0%)	0 (0.0%)

Program Eligibility	2013	2014	2015
English Learners	0 (0.0%)	0 (0.0%)	0 (0.0%)
Socioeconomically Disadvantaged	1 (1.3%)	0 (0.0%)	0 (0.0%)
Students with Disabilities	0 (0.0%)	0 (0.0%)	0 (0.0%)
Foster Youth	0 (0.0%)	0 (0.0%)	--

"- -" : Data not available or the student group had less than 30 students or less than 15 students designated as foster youth.

## Student Achievement



Note: The first administration of the Smarter Balanced Assessments in ELA and mathematics occurred in the spring of 2015. Therefore, only one year of Smarter Balanced data are available.

# Student Achievement: Student Groups

(Granite Oaks Middle)

